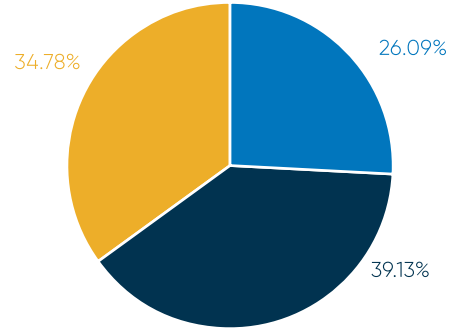


Diversity Information

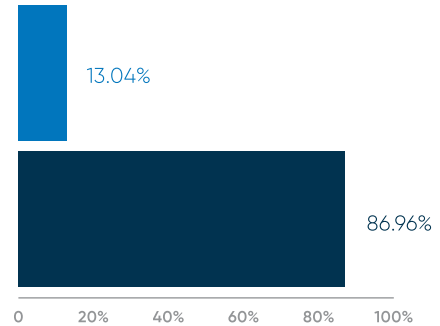
Which age category are you in?

| | |
|-------|-------------|
| 16-24 | 6 or 26.09% |
| 25-34 | 9 or 39.13% |
| 45-54 | 8 or 34.78% |



What is your sex?

| | |
|--------|--------------|
| Male | 3 or 13.04% |
| Female | 20 or 86.96% |

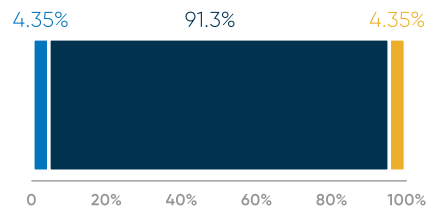


Is the gender you identify with the same as your sex registered at birth?

| | |
|-------------------|------------|
| Prefer not to say | 23 or 100% |
|-------------------|------------|

Do you consider yourself to have a disability according to the definition in the Equality Act 2010?

| | |
|-------------------|-------------|
| Yes | 1 or 4.35% |
| No | 21 or 91.3% |
| Prefer not to say | 1 or 4.35% |



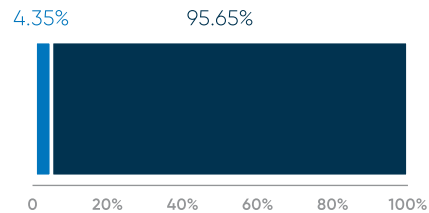
Diversity Information CONT.

Are your day-to-day activities limited because of a health problem or disability which has lasted, or is expected to last, at least 12 months?

No response 23 or 100%

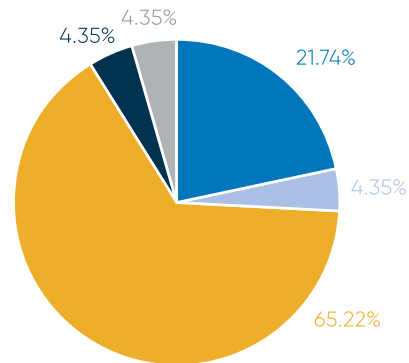
What is your ethnic group?

Asian / Asian British – Other 1 or 4.35%
 British / English / Welsh / Northern Irish / Scottish 22 or 95.65%



What is your religion or belief?

No religion or belief 5 or 21.74%
 Buddhist 1 or 4.35%
 Christian 15 or 65.22%
 Hindu 1 or 4.35%
 Prefer not to say 1 or 4.35%



What is your sexual orientation?

Heterosexual 21 or 91.3%
 Prefer not to say 2 or 8.7%

Which type of school did you attend for the most time between the ages of 11 and 16?

No response 23 or 100%

Did either of your parents attend a university and gain a degree (e.g. BA/BSc or equivalent) by the time you were 18?

No response 23 or 100%

Diversity Information CONT.

What was the occupation of your main household earner when you were 14?

No response 23 or 100%

Are you a primary carer for a child or children under 18?

No response 23 or 100%

Do you look after or care for someone with a long term physical or mental ill health caused by disability or age (not in a paid capacity)?

No response 23 or 100%

Breakdown by sex as a percentage:

| ROLE | MALE | FEMALE |
|-------------------|------|--------|
| Equity Partners | 1 | 2 |
| Salaried Partners | 2 | 2 |